



## SCORE Reporting

Ben Crowell | Environmental Specialist

February 25, 2026

# In this presentation...

## Topic

---

What is SCORE?

What is SCORE used for?

Resources for completing your SCORE Report

Future Initiatives

# What is SCORE?

- In 1989, the Governor's Select Committee on Recycling and the Environment (SCORE) recommended to the Legislature to adopt a comprehensive set of laws, commonly referred to as SCORE.
- This act initiated a state funding source for recycling programs, as well as waste reduction, management of household hazardous wastes, and problem materials.
- SCORE funding coupled with funding from counties and local government provide the basis for long-term, flexible programs.

# What is SCORE used for?

- SCORE Report
  - Report recycling rates to determine if goals in Minn.Stat. §115A.551 Subd. 2 are being met
- Solid Waste Management Plans
  - Goal Volume Table
- Certificate of Need
  - Based on Goal Volume Tables of counties sending waste to land disposal facilities
- Policy Plans and decisions
- SCORE data is the foundation for most solid waste functions

# Why SCORE is important to counties

- SCORE documents progress made towards statutory recycling goals (Minn.Stat. §115A.551)
  - 35% in Greater MN and 75% in Metro
- SCORE data allows counties to quantify the success of programs they have implemented
- Data for public relations and discussions with boards
- Help identify areas of opportunity

# Resources for completing your SCORE report

- SCORE announcement email
- SCORE guidebook
- Hauler reports available in ReTRAC
- NEW volume to weight conversion spreadsheet in ReTRAC

# SCORE Announcement Email

- Highlights anything new for the year
- Addresses frequently asked questions
- Gives tips to avoid common mistakes from previous years
- Provides financial information for the reporting year
  - Carryover balance and SCORE disbursement

- Provides guidance on how to complete forms in ReTRAC
- Provides guidance on what should be included in the forms
- Also addresses FAQs and provides single-sort conversion to individual materials
- <https://www.pca.state.mn.us/sites/default/files/w-sw-1-31.pdf>

# Hauler report

MEMBERS



## MPCA SCORE PROGRAM

[PROGRAM SUPPORT REQUEST](#)

### MEMBERS

1 MEMBER

[+ ADD MEMBER](#)

[Export](#) ▼

Search:

#### MPCA TEST

SCORE PROGRAM 504 Fairgrounds Rd, Marshall, MN 56258, USA


[Edit Member](#)



# Hauler report

Re-TRAC Home Menu ☰ Find Programs 🔍 Support 🔊 Notifications 🔔 Barbara Monaco ▼

☰ PROGRAM MENU WORKSPACE ANALYTICS

 Program: MPCA SCORE Program 🔔 PROGRAM SUPPORT REQUEST

MPCA TEST

## WORKSPACE

Active | 2022-2018 | 2017-2014

### Surveys

Source Reduction VIEW ALL →


NEW Annual, 2022

# Hauler report

Re-TRAC Home Menu Find Programs Support Notifications Barbara Monaco

PROGRAM MENU WORKSPACE ANALYTICS


Program: MPCA SCORE Program PROGRAM SUPPORT REQUEST

 MPCA TEST

## ANALYTICS

MPCA SCORE Reports


- [MPCA GREATER MINNESOTA HAULER EXPORT →](#)
- [MPCA HAULER GENERAL INFORMATION →](#)
- [MPCA NO HAULER DATA →](#)
- [PDF SURVEYS →](#)



# Hauler report

Re-TRAC Home Menu Find Programs Support Notifications Barbara Monaco

PROGRAM MENU WORKSPACE ANALYTICS

 Program: MPCA SCORE Program PROGRAM SUPPORT REQUEST


MPCA TEST

← ANALYTICS

## MPCA GREATER MINNESOTA HAULER EXPORT

MPCA SCORE Reports

Years  
2022

 GENERATE

# Importance of hauler report for counties


- Allows counties to identify which haulers haven't reported as required
  - Minn.Stat. §115A.93
- Allows counties to identify if haulers are operating without a license in their jurisdiction
- Allows counties to determine if haulers are following local controls
  - License, ordinances, designation, fees, etc.
- Allows counties to determine the amount of waste being generated and where that waste is flowing (transfer station, landfill, other facility, etc)
  - Crucial for planning
  - Crucial for certificate of need

# Let's work together!

- Counties and the State BOTH have a role in hauler reporting compliance
- County licensing authority is a bigger “stick” to compel compliance
- Local knowledge is also crucial for determining compliance
- Counties WILL benefit from compliance with hauler reporting
  - Accurate picture of hauling system in the county
  - Fewer gaps or blind spots in data
  - Will lessen reporting requirements to the State



# NEW volume to weight conversion sheet

- Link to document in “Materials Collected for Recycling” form in ReTRAC
- Includes conversions for common materials and to convert single-sort into individual materials 
  - Conversion Factors
  - SCORE Single-Stream Conversion
  - Sources
- This sheet should only be used if the weight is unknown!
- Sheet is only intended to be used for reporting, not as a reference document
  - Ensures consistent conversions are being used from county to county and program to program

# Conversion sheet

Standard Volume-to-Weight Conversion Factors

Category	Materials	Volume	Estimated Weight (lbs)	Source	Tonnage Calculator	
					Enter Amount	Calculated Tons
Appliances	Major Appliances					
	Mixed major appliances, including range, refrigerator, and broiler					0
	Dishwashers					0
	Clothes washers					0
	Stoves					0
	Refrigerators					0
Automotive	Lead-Acid Battery					
	Auto	one unit	36	3		0
	Truck	one unit	47	3		0
	Scrap Tire					
	Light Duty Tires (passenger, light truck)	one unit	22.5	5		0
	Commercial Tires	one unit	120	5		0
	Fluids					
	Used Motor Oil	gallon	7.4	2		0
	Antifreeze	gallon	8.42	2		0
	Oil Filters					
Oil Filters not crushed	55-gal drum	175	1		0	
Oil Filters crushed	55-gal drum	700	1		0	
Construction	Mixed C&D					
	Mixed, scaled truckload	cubic yard	659.2	26		0
	Concrete & Dirt, scaled truckload	cubic yard	1453.2	26		0
	Demolition, scaled truckload	cubic yard	538.3	26		0
	Industrial, scaled truckload	cubic yard	877.9	26		0
	New home construction, scaled truckload	cubic yard	318.2	26		0
	Concrete					
	Large Concrete with Re-bar	cubic yard	860	18		0
	Large Concrete without Re-bar	cubic yard	860	18		0

Enter volume/items number here

Tons calculated here!

# Single-sort conversion

Enter single-stream recycling amount in tons here:

tons

Enter SS tons here!

Calculated Single-Stream Composition Estimates	Tons
Aluminum	0
Steel cans (ferrous)	0
<b>Total Metals</b>	<b>0</b>
Corrugated	0
Mixed Paper	0
Newsprint	0
<b>Total Paper</b>	<b>0</b>
Mixed Glass Containers	0
<b>Total Glass</b>	<b>0</b>
Mixed Plastics	0
<b>Total Plastic</b>	<b>0</b>

Individual materials calculated here!

# Where to get data for SCORE

- Haulers
  - Find out where they are going!
- Facilities
- Businesses
  - Recycling activities outside of the hauling system
  - Many local grocery stores have a cardboard baler in the back
  - Counties often survey their businesses to collect information (some online tools as well)
- “Box Store” information sent by MPCA in late March
  - Walmart, Target, etc

# Future initiatives

- Working to find ways to provide data to counties to inform SCORE reporting
  - Facility data – both first point of tip and transfer data as well
- Working with other programs to identify and eliminate duplicate reporting
  - HHW, EPR, etc
- Grant agreements!
  - Current agreement ends June 30, 2026
  - Hoping for another 5-year agreement like current agreement
- Archiving old SCORE Reports and providing SCORE data in usable format

# Questions?

[Ben.Crowell@state.mn.us](mailto:Ben.Crowell@state.mn.us)